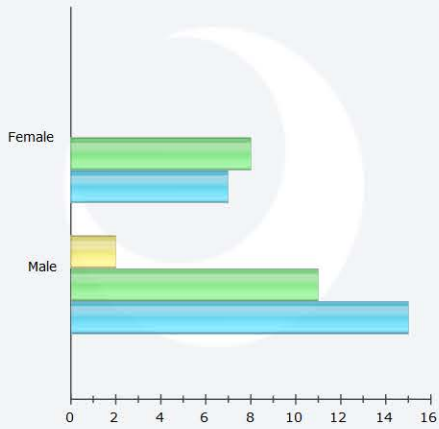




Gender by Generation

F 15
M 28

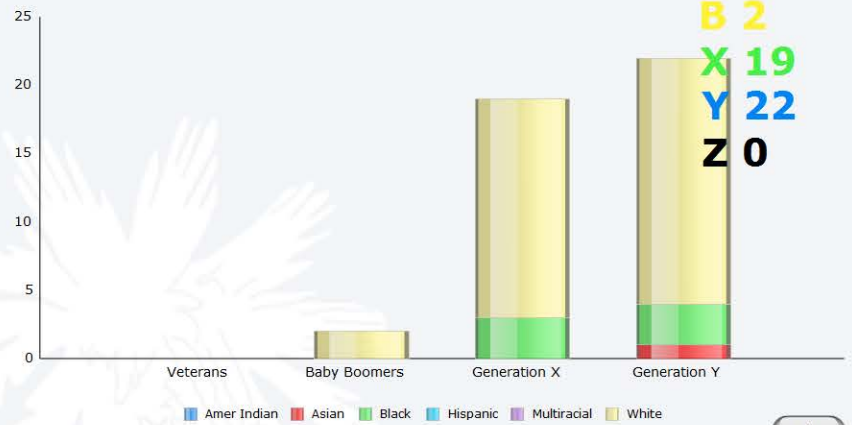


- Veterans
- Baby Boomers
- Generation X
- Generation Y

Temp
Info

Race by Generation


V 0
B 2
X 19
Y 22
Z 0



- Amer Indian
- Asian
- Black
- Hispanic
- Multiracial
- White

Pie

FTE's by Funding



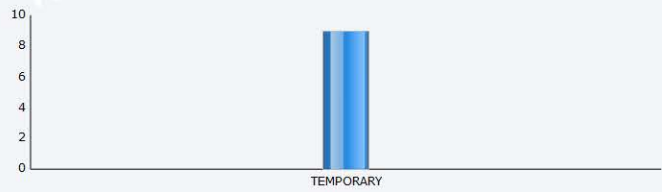
- State
- Federal
- Other

AUTHORIZED TOTAL
51

POSITIONS FILLED
43.0

VACANCIES
6.0

Temp Employees



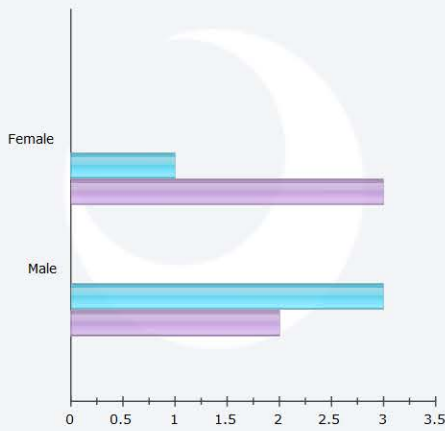
Education Level





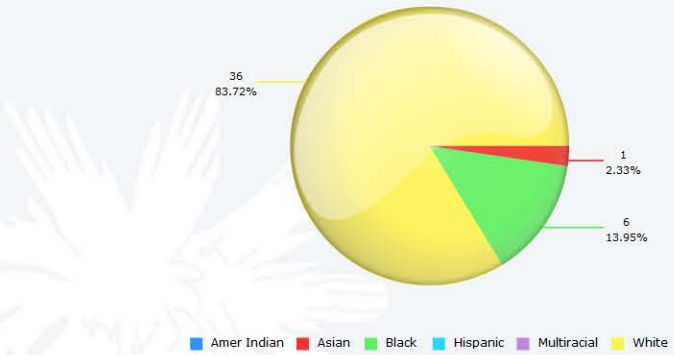
Gender by Generation Temp

F 4
M 5



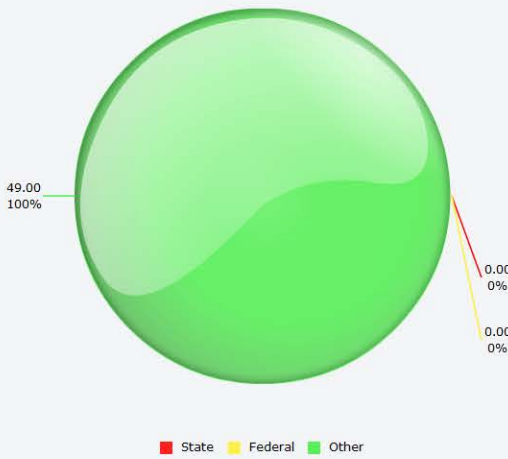
- Veterans
- Baby Boomers
- Generation X
- Generation Y
- Generation Z

FTE
Info



Graph

FTE's by Funding

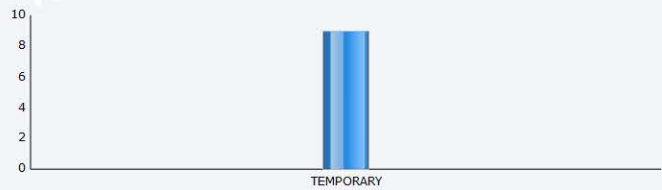


AUTHORIZED TOTAL
51

POSITIONS FILLED
43.0

VACANCIES
6.0

Temp Employees



Education Level

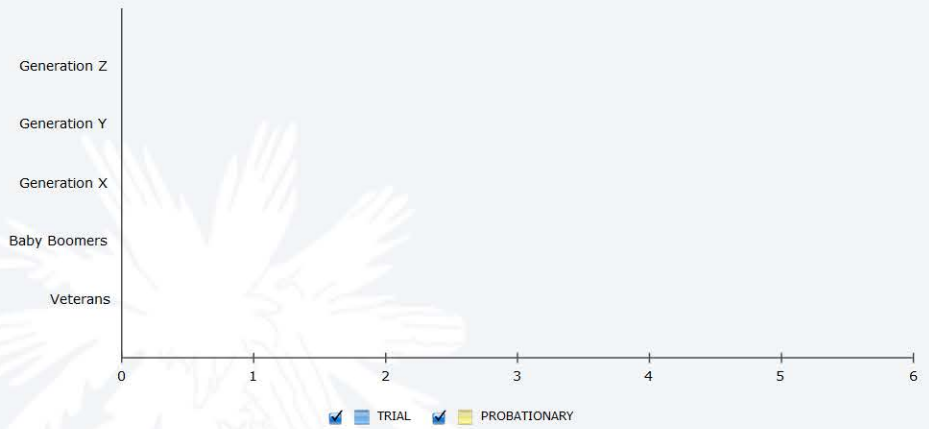




TERI & Retirees

RETIREE TYPE	EMPLOYEES
SERVICE	
TERI	

Trial and Probationary by Generations



Average Agency Service

RETIREMENT SYS INVESTMENT COMM

3.85

Retirement Eligible Employees

PEBA Data as of 12/2016

Eligible to retire in 5 Yrs

#N/A

Risk %

Info





Average Salary by Payband



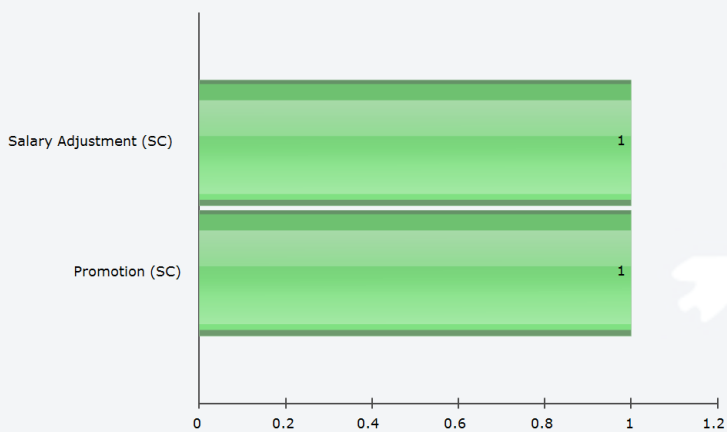
47

UNCLASS

No of Employees

Pay Actions By Type

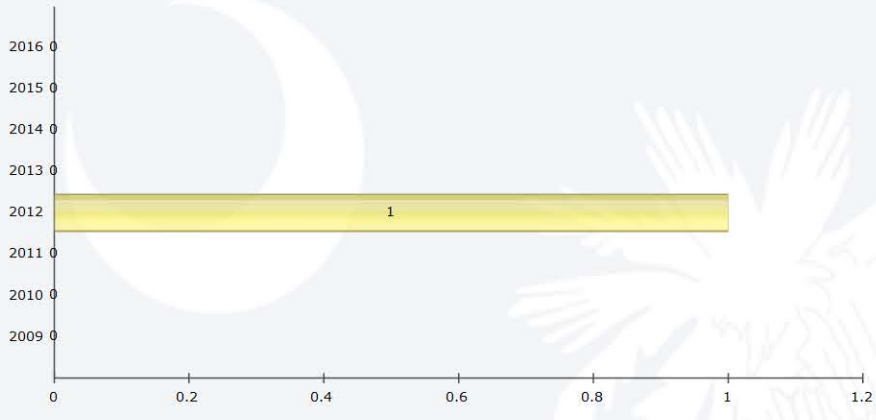
As of Current Month





CPM Graduates by Year

Data provided by OHR



Grand Total

1